



Installation Instructions

L2NN04RC**



Netting for Jeep TJ 2004 to 06
Unlimited model only

-Thank you for purchasing a Dirtydog 4x4 netting system. Please read these instructions fully to familiarize yourself with the installation. You should have 3 main pieces. Right side, left side, and backside. Set aside 60 minutes for the first time you install your netting. Installation is done easiest with the hard top removed. The soft top can be opened or closed.


The First Piece You Will Install Is The Long Section That Goes From The Center Roll Bar Down To The Back. Find 8- 20" Ladderloc Straps And 8 Female Side Release Buckles And Slide Onto Straps As Shown. You Will Start To Install These Straps On The Roll Bars Starting At The Rear Of The Jeep. The First One Will Be Tied Around The Roll Bar At Bottom Directly Above The Plastic Seat Belt Trim. The Female Side Release Buckle Should Be Facing Inwards. Install The Next Three Straps 4 Inches Apart From Each Other As Shown. Do This On Both Sides



The next step is to install the male side of the side release buckle on the rear net section as shown. 4 on each side. Snap these buckles into the female side you just installed on the roll bars as shown below. Tighten the straps evenly along each side until you get a uniform look.




Install the rest of the straps around the roll bar as shown in the picture below



Start with either side next. There is a left and right side net. The dirtydog logo faces outward. There are 4 rings on each side. You will use the 4- 29 inch straps to tie this piece onto the roll bars as shown in the photos below. At the bottom of each side there are 2 J hooks that clip to the underside of the tub.



There is one last strap on the side at the top that wraps around the roll bar. Repeat this procedure for the other side.
Your net is complete. Go over all the straps to make adjustments as needed to straighten any straps.
The loose straps ends can be tucked underneath or fed back through the ladderlocs and buckles and hidden underneath the webbing.



Your net comes with a 3 year warranty against manufacturing defects. Cuts, abrasions, sun faded items are not covered under the warranty.

Dirtydog 4x4
2025 Dundas St. E.
Mississauga, ON
Canada
855-704-0708
Question? Call or email orderdesk@dirtydog4x4.com